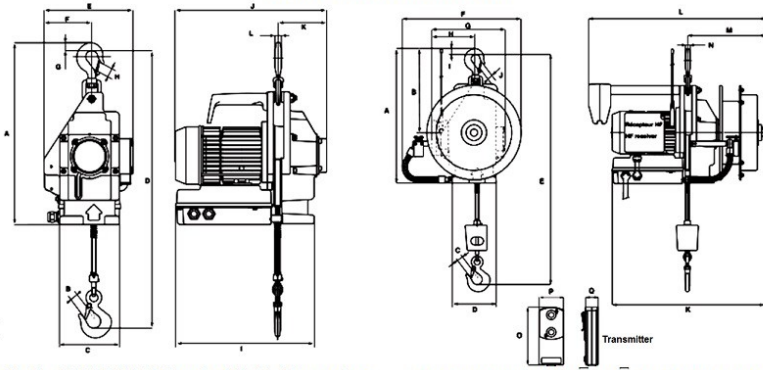


**TR10 & TR30 Dimensions**



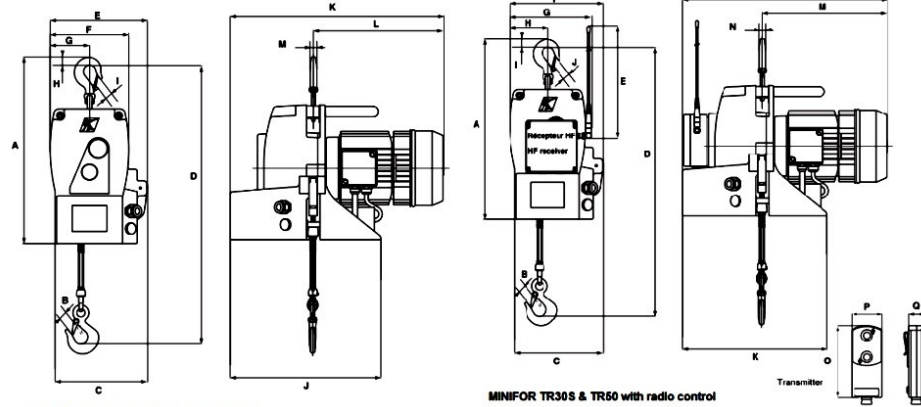
Minifor TR10 & TR30 Standard Hoists Dimensions

Minifor TR10 & TR30 With Reeler & radio control

Model	WLL		Speed		Dimensions mm													Weight (KG)
	Direct KG	Sheaved KG	Direct m/min	Sheaved m/min	A	B	C	D	E	F	G	H	I	J	K	L		
TR10	100	200	15	7.5	427	20	140	631	209	112	20	20	324	356	114	15	20	
TR30	300	600	5	2.5	427	20	140	631	209	112	20	20	324	356	114	15	20	

Model	WLL		Speed		Dimensions With Reeler (mm)															Weight (KG)				
	Direct KG	Sheaved KG	Direct m/min	Sheaved m/min	A	B	C	D	E	F	G	H	I	J	K	L	M	N	O	P	Q	20m reeler	27m reeler	40m reeler
TR10	100	200	15	7.5	419	355	20	140	722	379	230	133	20	20	507	582	267	15	160	68	35	33	39	51
TR30	300	600	5	2.5	419	355	20	140	722	379	230	133	20	20	507	582	267	15	160	68	35	33	39	51

**TR30s & TR50 Dimensions**

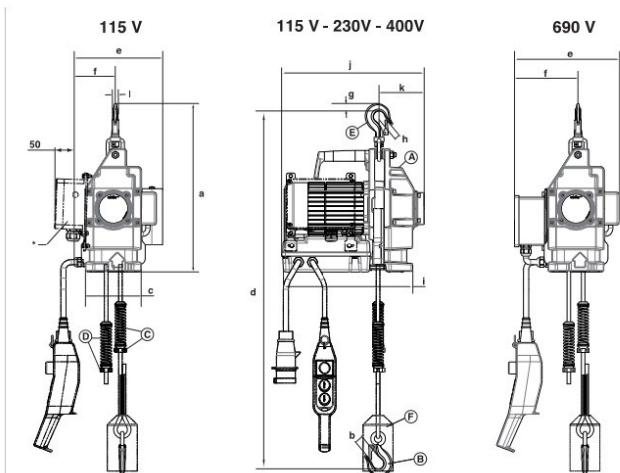


MINIFOR TR30S & TR50 standard hoist

MINIFOR TR30S & TR50 with radio control

Model	WLL		Speed		Dimensions mm															Weight (KG)		
	Direct KG	Sheaved KG	Direct m/min	Sheaved m/min	A	B	C	D	E	F	G	H	I	J	K	L	M	N	O		P	Q
TR30S	300	600	13	6.5	430	20	212	642	355	224	194	90	20	20	347	492	302	15	160	68	35	33
TR50	500	950	7	3.5	430	20	212	642	355	224	194	90	20	20	347	492	302	15	160	68	35	33

**Minifor TR125 SY Synthetic Rope Hoist Dimensions**



Tension (v)	Dimensions (mm)											
	a	b	c	dmini	e	f	g	h	i	j	k	l
400	427	15	140	728	209	100	20	20	324	356	112	15
690	427	15	140	728	259	158	20	20	324	375	112	15
230	427	15	140	728	209	100	20	20	324	356	112	15
230	427	15	140	728	209	100	20	20	324	356	112	15
115	427	15	140	728	220	100	20	20	324	356	112	15